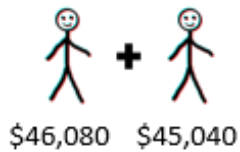


EXAMPLES OF HOUSEHOLD INCOME LEVELS AND MAXIMUM AFFORDABLE HOUSING COSTS

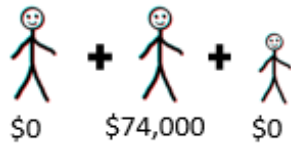
2022 Chaffee County AMI's



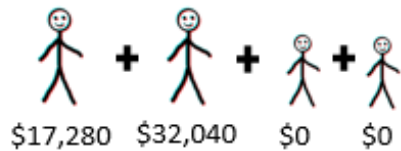
Household Size	Total Income	Household AMI	Max. Rent for Deed-Restricted "Affordable" Units	Max. Sales Price for Deed-Restricted "Affordable" Units
1	\$46,080	80%	\$1,152 (Studio) \$1,234 (1BD)	\$177,296 (Studio) \$193,414 (1BD)



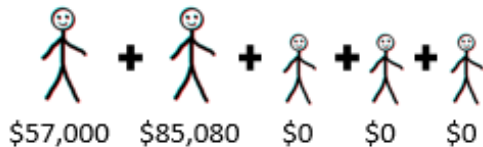
Household Size	Total Income	Household AMI	Max. Rent for Deed-Restricted "Affordable" Units	Max. Sales Price for Deed-Restricted "Affordable" Units
2	\$92,120	140%	\$2,159 (1BD) \$2,590 (2BD)	\$355,673 (1BD) \$440,291 (2BD)



Household Size	Total Income	Household AMI	Max. Rent for Deed-Restricted "Affordable" Units	Max. Sales Price for Deed-Restricted "Affordable" Units
3	\$74,000	100%	\$1,850 (2BD) \$2,137 (3BD)	\$254,052 (1BD) \$314,494 (2BD)



Household Size	Total Income	Household AMI	Max. Rent for Deed-Restricted "Affordable" Units	Max. Sales Price for Deed-Restricted "Affordable" Units
4	\$49,320	60%	\$1,110 (2BD) \$1,282 (3BD)	\$169,040 (2BD) \$202,947 (3BD)



Household Size	Total Income	Household AMI	Max. Rent for Deed-Restricted "Affordable" Units	Max. Sales Price for Deed-Restricted "Affordable" Units
5	\$142,080	160%	\$3,420 (3BD) \$3,816 (4BD)	\$603,435 (3BD) \$681,273 (4BD)

2022 CHAFFEE COUNTY AREA MEDIAN INCOME (AMI)

Household size	30%	60%	80%	100%	120%	140%	160%	180%	200%
1 person	\$17,280	\$34,560	\$46,080	\$57,600	\$69,120	\$80,640	\$92,160	\$103,680	\$115,200
2 person	\$19,740	\$39,480	\$52,640	\$65,800	\$78,960	\$92,120	\$105,280	\$118,440	\$131,600
3 person	\$22,200	\$44,400	\$59,200	\$74,000	\$88,800	\$103,600	\$118,400	\$133,200	\$148,000
4 person	\$24,660	\$49,320	\$65,760	\$82,200	\$98,640	\$115,080	\$131,520	\$147,960	\$164,400
5 person	\$26,640	\$53,280	\$71,040	\$88,800	\$106,560	\$124,320	\$142,080	\$159,840	\$177,600
6 person	\$28,620	\$57,240	\$76,320	\$95,400	\$114,480	\$133,560	\$152,640	\$171,720	\$190,800
7 person	\$30,600	\$61,200	\$81,600	\$102,000	\$122,400	\$142,800	\$163,200	\$183,600	\$204,000
8 person	\$32,580	\$65,160	\$86,880	\$108,600	\$130,320	\$152,040	\$173,760	\$195,480	\$217,200

MAXIMUM MONTHLY RENT FOR DEED-RESTRICTED UNITS (Per CHFA, 30% of household income, inc. utilities)

Bedroom Count	30%	60%	80%	100%	120%	140%	160%	180%	200%
Studio	\$432.00	\$864.00	\$1,152.00	\$1,440.00	\$1,728.00	\$2,016.00	\$2,304.00	\$2,592.00	\$2,880.00
1 bedroom	\$462.75	\$925.50	\$1,234.00	\$1,542.50	\$1,851.00	\$2,159.50	\$2,468.00	\$2,776.50	\$3,085.00
2 bedroom	\$555.00	\$1,110.00	\$1,480.00	\$1,850.00	\$2,220.00	\$2,590.00	\$2,960.00	\$3,330.00	\$3,700.00
3 bedroom	\$641.25	\$1,282.50	\$1,710.00	\$2,137.50	\$2,565.00	\$2,992.50	\$3,420.00	\$3,847.50	\$4,275.00
4 bedroom	\$715.50	\$1,431.00	\$1,908.00	\$2,385.00	\$2,862.00	\$3,339.00	\$3,816.00	\$4,293.00	\$4,770.00

MAXIMUM SALES PRICE FOR DEED-RESTRICTED UNITS (Mortgage pymt = 30% of household income, inc. taxes, insurance, HOA fees)

Bedroom Count	30%	60%	80%	100%	120%	140%	160%	180%	200%
Studio	\$35,773.70	\$120,687.08	\$177,296.01	\$233,904.93	\$270,857.98	\$327,466.91	\$384,075.83	\$440,684.76	\$497,293.68
1 bedroom	\$41,817.88	\$132,775.45	\$193,413.83	\$254,052.21	\$295,034.71	\$355,673.09	\$416,311.47	\$476,949.85	\$537,588.23
2 bedroom	\$59,950.42	\$169,040.54	\$241,767.28	\$314,494.03	\$367,564.89	\$440,291.64	\$513,018.38	\$585,745.13	\$658,471.87
3 bedroom	\$76,903.62	\$202,946.93	\$286,975.80	\$371,004.67	\$435,377.67	\$519,406.54	\$603,435.42	\$687,464.29	\$771,493.16
4 bedroom	\$91,498.11	\$232,135.90	\$325,894.44	\$419,652.97	\$493,755.62	\$587,514.16	\$681,272.69	\$775,031.22	\$868,789.75