

CITY OF SALIDA, COLORADO
CITY SALES TAX AND COUNTY SALES TAX SHARED WITH CITY
FEBRUARY 2023



The City of Salida Sales Tax and Chaffee County Sales Tax report examines tax collections for the month of February 2023, which were remitted to the City of Salida in April 2023.

Summary Results for City and Chaffee County Sales Taxes

February City sales tax collections decreased by \$9,932 (1.5%) as compared to February 2022. The City's portion of Chaffee County sales tax collections increased by \$18,967, a 8.7% increase over February 2022. In total, sales tax receipts are 1.0% higher for February and 1.1% higher year-to-date. Actual collections are ahead of budget by 2.5% year-to-date.

| Current Month | | | | | | | |
|----------------------|------------------|------------------|--------------------------|-------------------------|-------------------------|----------------------------|---------------------------|
| | February 2023 | February 2022 | 2023 - 2022 \$ Change | 2023 - 2022 % Change | February 2023 Budget | 2023 Budget \$ Variance | 2023 Budget % Variance |
| 3% City Sales Tax | \$ 633,706 | \$ 643,638 | \$ (9,932) | -1.5% | \$ 616,021 | \$ 17,685 | 2.9% |
| Shared County Tax | \$ 237,114 | \$ 218,147 | \$ 18,967 | 8.7% | \$ 207,903 | \$ 29,211 | 14.1% |
| Total | \$ 870,820 | \$ 861,785 | \$ 9,036 | 1.0% | \$ 823,924 | \$ 46,896 | 5.7% |
| | | | | | | | |
| Year to Date | | | | | | | |
| | YTD 2023 | YTD 2022 | 2023 - 2022 \$ Change | 2023 - 2022 % Change | YTD 2023 Budget | 2023 Budget \$ Variance | 2023 Budget % Variance |
| 3% Sales Tax | \$ 1,251,645 | \$ 1,289,220 | \$ (37,576) | -2.9% | \$ 1,255,171 | \$ (3,526) | -0.3% |
| Shared County Tax | \$ 470,974 | \$ 415,201 | \$ 55,774 | 13.4% | \$ 425,327 | \$ 45,647 | 10.7% |
| Total | \$ 1,722,619 | \$ 1,704,421 | \$ 18,198 | 1.1% | \$ 1,680,498 | \$ 42,121 | 2.5% |

CITY OF SALIDA, COLORADO
CITY SALES TAX AND COUNTY SALES TAX SHARED WITH CITY
FEBRUARY 2023



Below is the tracking by NAICS industry sector report for the 3% City sales tax collections.

3% City Sales Tax by Industry Sector

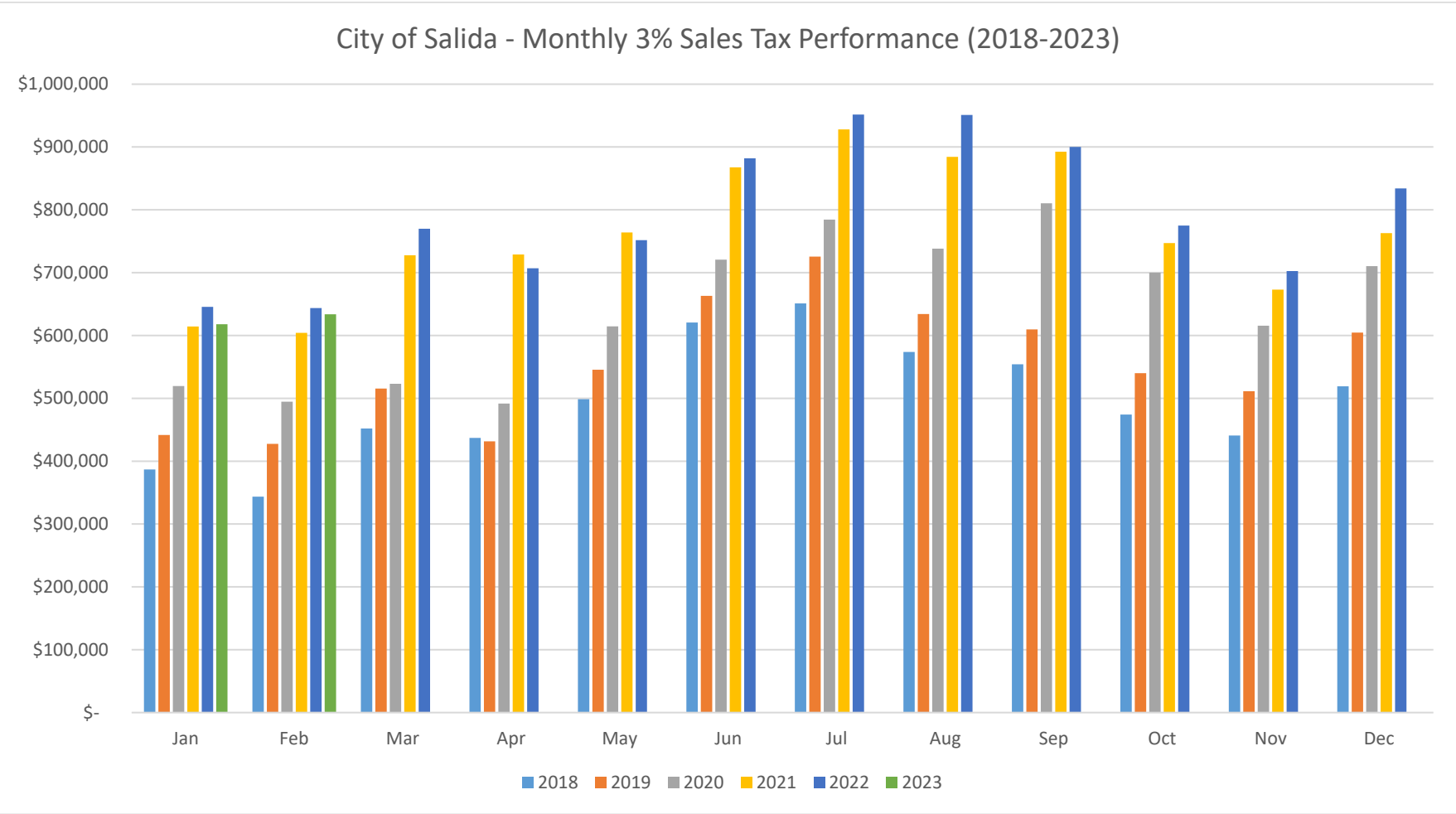
Current Month

| NAICS Sector | February 2023 | February 2022 | 2023-2022 \$ Change | 2023-2022 % Change |
|---------------------------------|-------------------|-------------------|---------------------|--------------------|
| Retail Trade | \$ 441,333 | \$ 436,744 | \$ 4,589 | 1.1% |
| Accommodation and Food Services | \$ 109,996 | \$ 120,687 | \$ (10,691) | -8.9% |
| Manufacturing | \$ 12,395 | \$ 19,794 | \$ (7,400) | -37.4% |
| Wholesale Trade | \$ 18,142 | \$ 17,371 | \$ 772 | 4.4% |
| Construction | \$ 2,906 | \$ 8,154 | \$ (5,249) | -64.4% |
| Information | \$ 9,464 | \$ 8,834 | \$ 630 | 7.1% |
| Real Estate, Rental & Leasing | \$ 2,558 | \$ 5,795 | \$ (3,237) | -55.9% |
| All Other | \$ 36,912 | \$ 26,259 | \$ 10,654 | 40.6% |
| Total | \$ 633,706 | \$ 643,638 | \$ (9,932) | -1.5% |

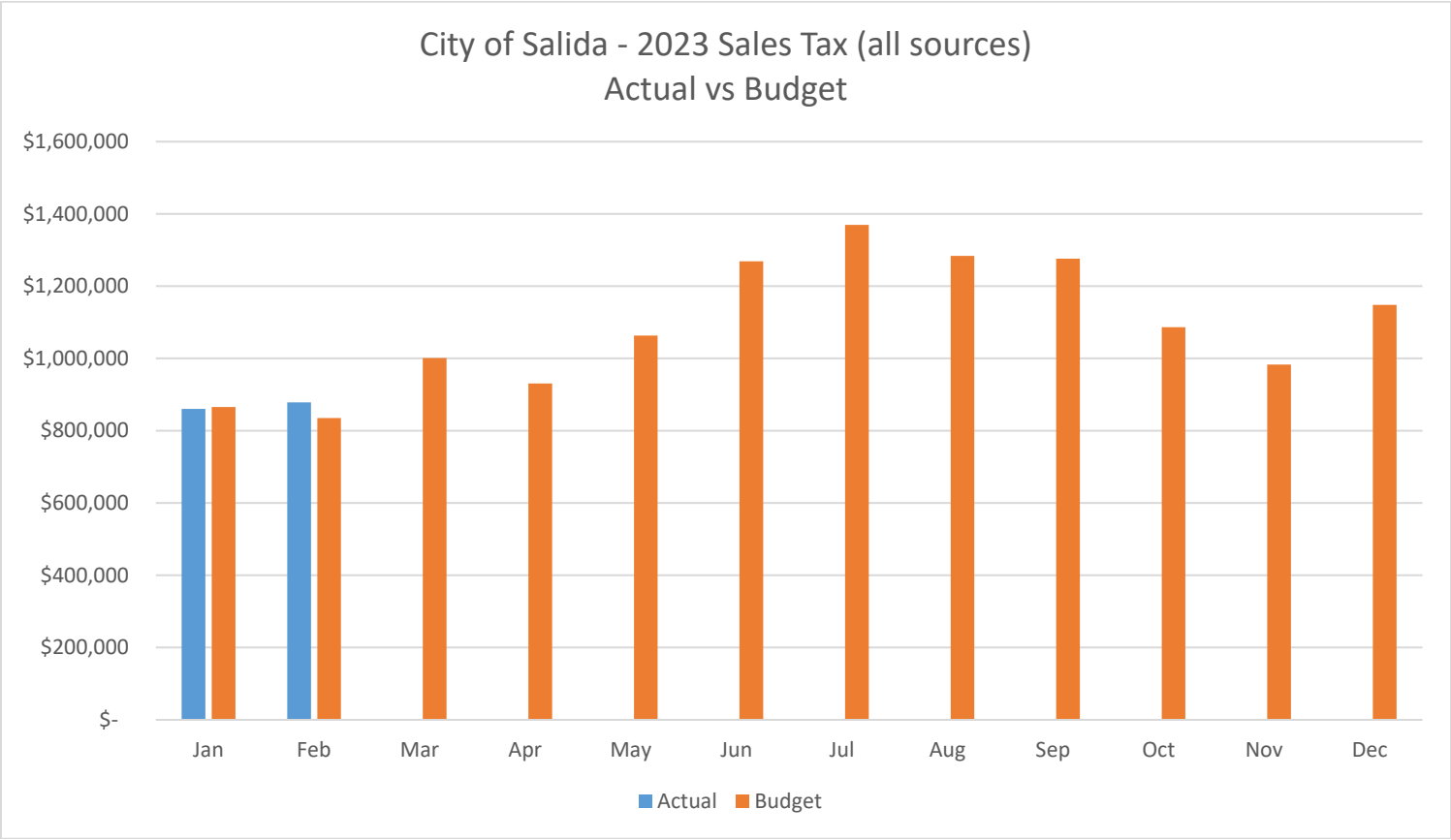
Year to Date

| YTD 2023 | YTD 2022 | 2023-2022 \$ Change | 2023-2022 % Change |
|--------------------|--------------------|---------------------|--------------------|
| \$ 883,104 | \$ 838,730 | \$ 44,374 | 5.3% |
| \$ 194,758 | \$ 221,561 | \$ (26,803) | -12.1% |
| \$ 24,822 | \$ 75,736 | \$ (50,914) | -67.2% |
| \$ 41,889 | \$ 43,745 | \$ (1,856) | -4.2% |
| \$ 9,411 | \$ 20,036 | \$ (10,625) | -53.0% |
| \$ 18,632 | \$ 17,733 | \$ 899 | 5.1% |
| \$ 6,186 | \$ 10,170 | \$ (3,984) | -39.2% |
| \$ 72,842 | \$ 61,509 | \$ 11,333 | 18.4% |
| \$1,251,645 | \$1,289,220 | \$ (37,576) | -2.9% |

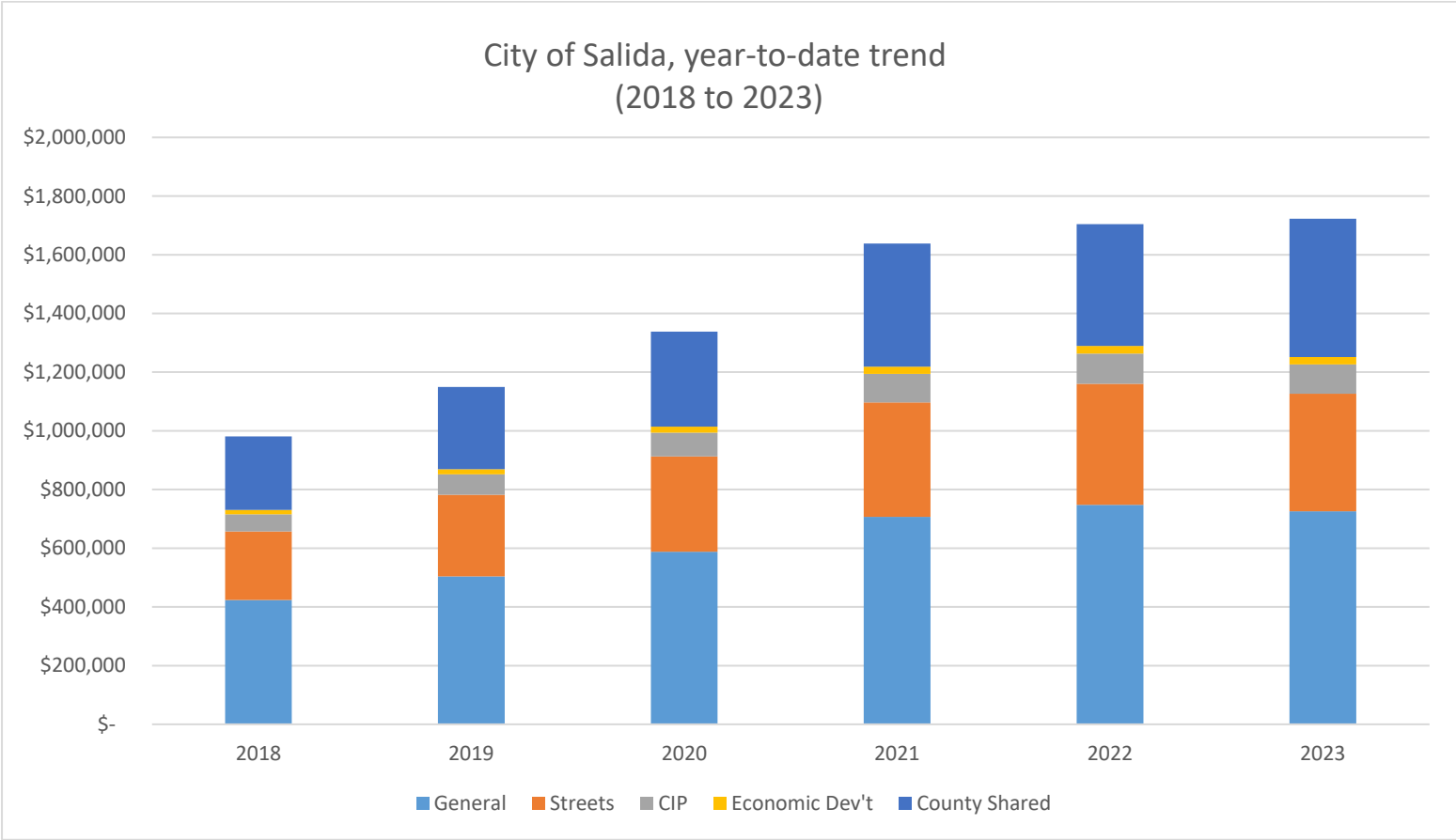
CITY OF SALIDA, COLORADO
CITY SALES TAX AND COUNTY SALES TAX SHARED WITH CITY
FEBRUARY 2023



CITY OF SALIDA, COLORADO
CITY SALES TAX AND COUNTY SALES TAX SHARED WITH CITY
FEBRUARY 2023



CITY OF SALIDA, COLORADO
CITY SALES TAX AND COUNTY SALES TAX SHARED WITH CITY
FEBRUARY 2023



CITY OF SALIDA, COLORADO
CITY SALES TAX AND COUNTY SALES TAX SHARED WITH CITY
FEBRUARY 2023

