

CITY OF SALIDA, COLORADO**CITY SALES TAX AND COUNTY SALES TAX SHARED WITH CITY****MAY 2022**

The City of Salida Sales Tax and Chaffee County Sales Tax report examines tax collections for the month of May 2022, which were remitted to the City of Salida in July 2022.

Summary Results for City and Chaffee County Sales Taxes

May City sales tax collections decreased by \$12,046 (1.6%) as compared to May 2021. The City's portion of Chaffee County sales tax collections increased by \$15,936, a 6.2% increase over May 2021. In total, sales tax receipts are 0.4% higher for May and 3.0% higher year-to-date. Actual collections are ahead of budget by 5.2% year-to-date.

Current Month

	May 2022	May 2021	2022 - 2021 \$ Change	2022 - 2021 % Change	May 2022 Budget	2022 Budget \$ Variance	2022 Budget % Variance
3% City Sales Tax	\$ 751,824	\$ 763,870	\$ (12,046)	-1.6%	\$ 781,107	\$ (29,282)	-3.7%
Shared County Tax	\$ 274,065	\$ 258,129	\$ 15,936	6.2%	\$ 252,526	\$ 21,539	8.5%
Total	\$ 1,025,890	\$ 1,021,999	\$ 3,890	0.4%	\$ 1,033,633	\$ (7,743)	-0.7%

Year to Date

	YTD 2022	YTD 2021	2022 - 2021 \$ Change	2022 - 2021 % Change	YTD 2022 Budget	2022 Budget \$ Variance	2022 Budget % Variance
3% Sales Tax	\$ 3,517,921	\$ 3,439,072	\$ 78,849	2.3%	\$ 3,420,479	\$ 97,442	2.8%
Shared County Tax	\$ 1,232,172	\$ 1,173,569	\$ 58,603	5.0%	\$ 1,096,445	\$ 135,726	12.4%
Total	\$ 4,750,093	\$ 4,612,641	\$ 137,452	3.0%	\$ 4,516,925	\$ 233,169	5.2%

CITY OF SALIDA, COLORADO
CITY SALES TAX AND COUNTY SALES TAX SHARED WITH CITY
MAY 2022



Below is the tracking by NAICS industry sector report for the 3% City sales tax collections.

3% City Sales Tax by Industry Sector

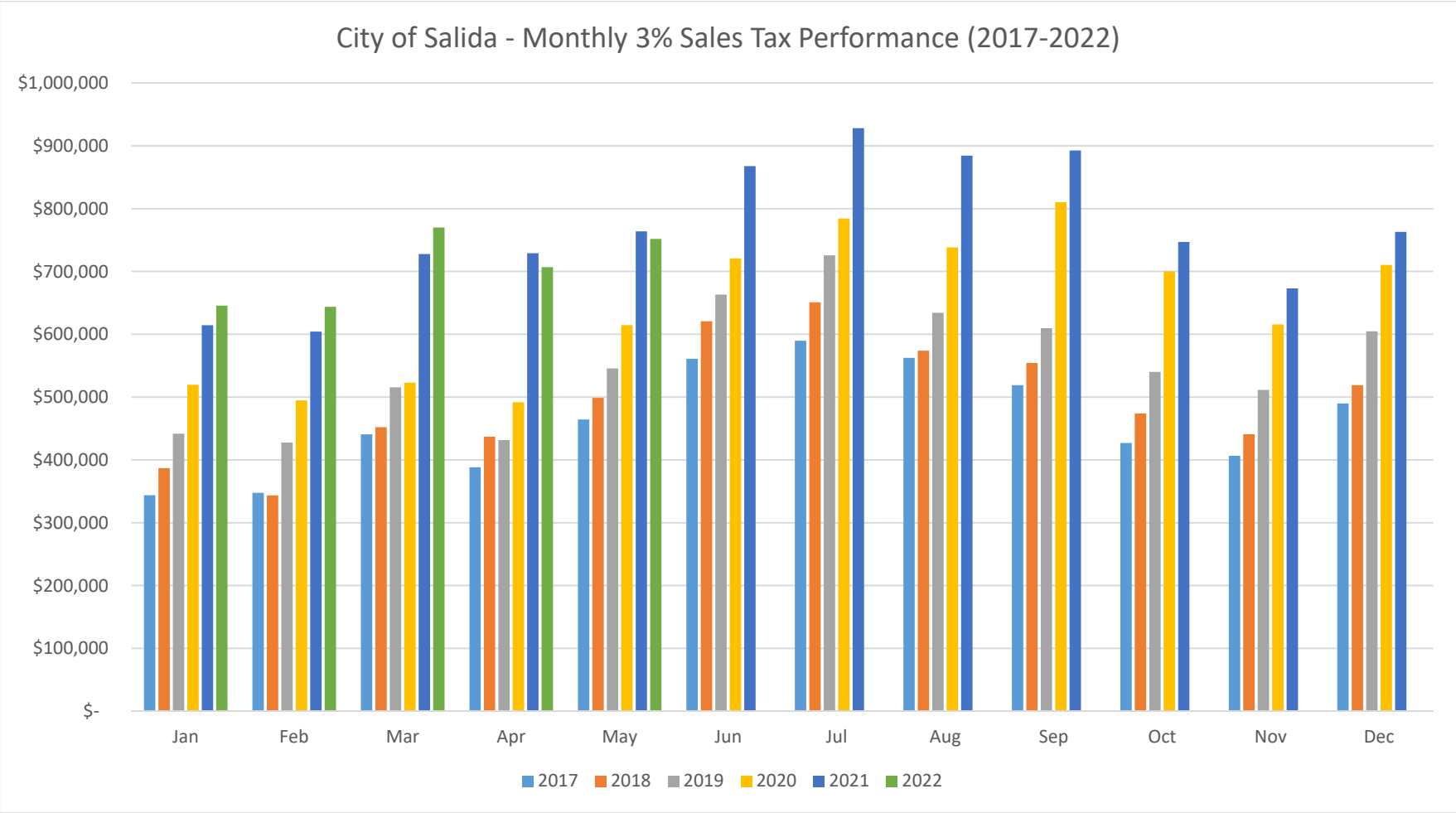
Current Month

NAICS Sector	May 2022	May 2021	2022-2021 \$ Change	2022-2021 % Change
Retail Trade	\$513,479	\$539,957	\$ (26,478)	-4.9%
Accommodation and Food Services	\$133,625	\$128,017	\$ 5,608	4.4%
Manufacturing	\$ 18,110	\$ 21,750	\$ (3,640)	-16.7%
Wholesale Trade	\$ 24,989	\$ 20,994	\$ 3,995	19.0%
Construction	\$ 13,343	\$ 10,344	\$ 2,999	29.0%
Information	\$ 9,093	\$ 6,960	\$ 2,133	30.6%
Real Estate, Rental & Leasing	\$ 6,563	\$ 4,347	\$ 2,216	51.0%
All Other	\$ 32,622	\$ 31,501	\$ 1,122	3.6%
Total	\$751,824	\$763,870	\$ (12,046)	-1.6%

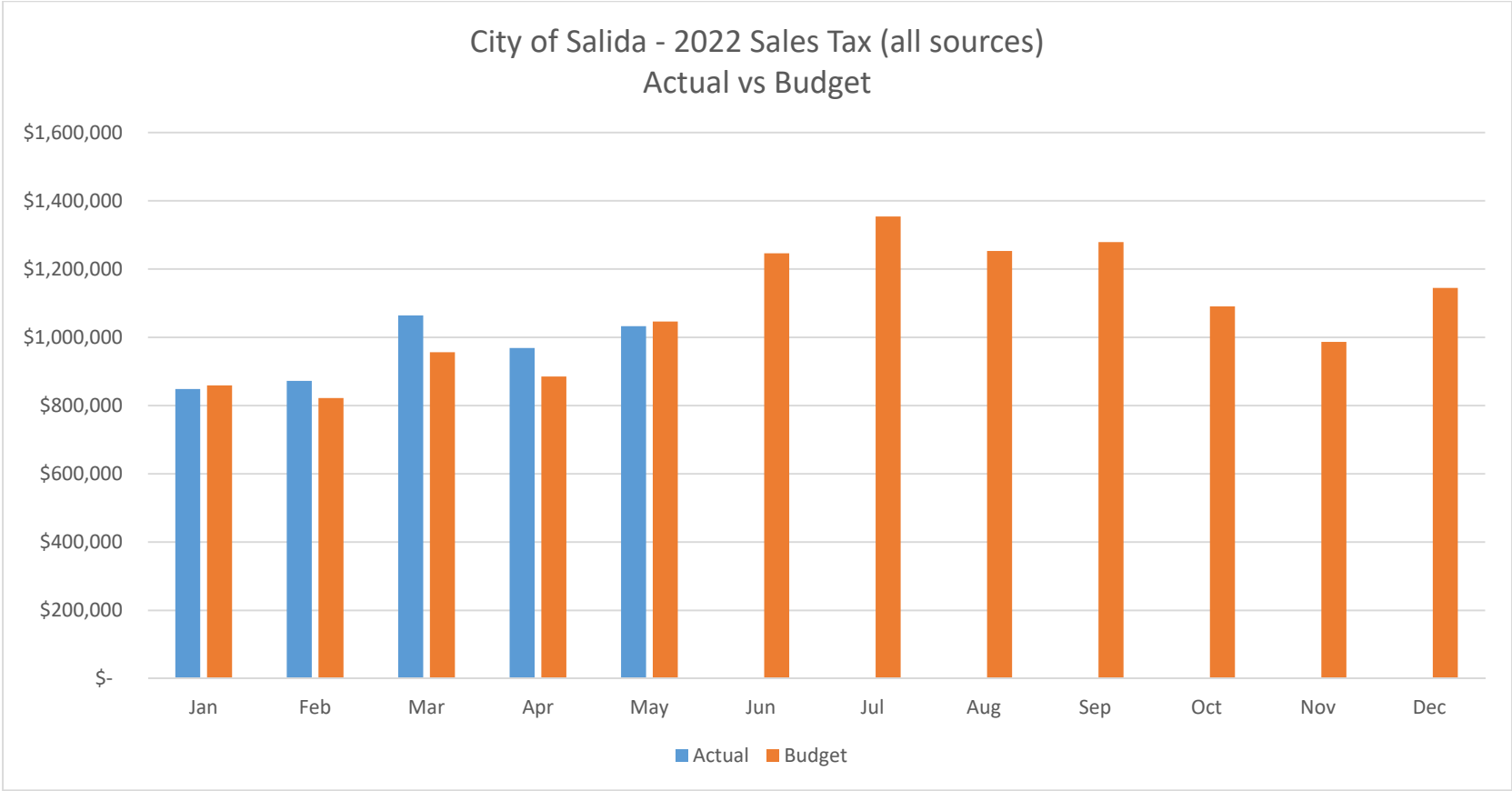
Year to Date

YTD 2022	YTD 2021	2022-2021 \$ Change	2022-2021 % Change
\$2,311,343	\$2,406,191	\$ (94,848)	-3.9%
\$ 620,606	\$ 553,623	\$ 66,983	12.1%
\$ 139,419	\$ 104,289	\$ 35,130	33.7%
\$ 123,097	\$ 98,485	\$ 24,612	25.0%
\$ 61,575	\$ 54,134	\$ 7,441	13.7%
\$ 46,005	\$ 33,185	\$ 12,820	38.6%
\$ 31,313	\$ 16,191	\$ 15,122	93.4%
\$ 184,563	\$ 172,974	\$ 11,589	6.7%
\$3,517,921	\$3,439,072	\$ 78,849	2.3%

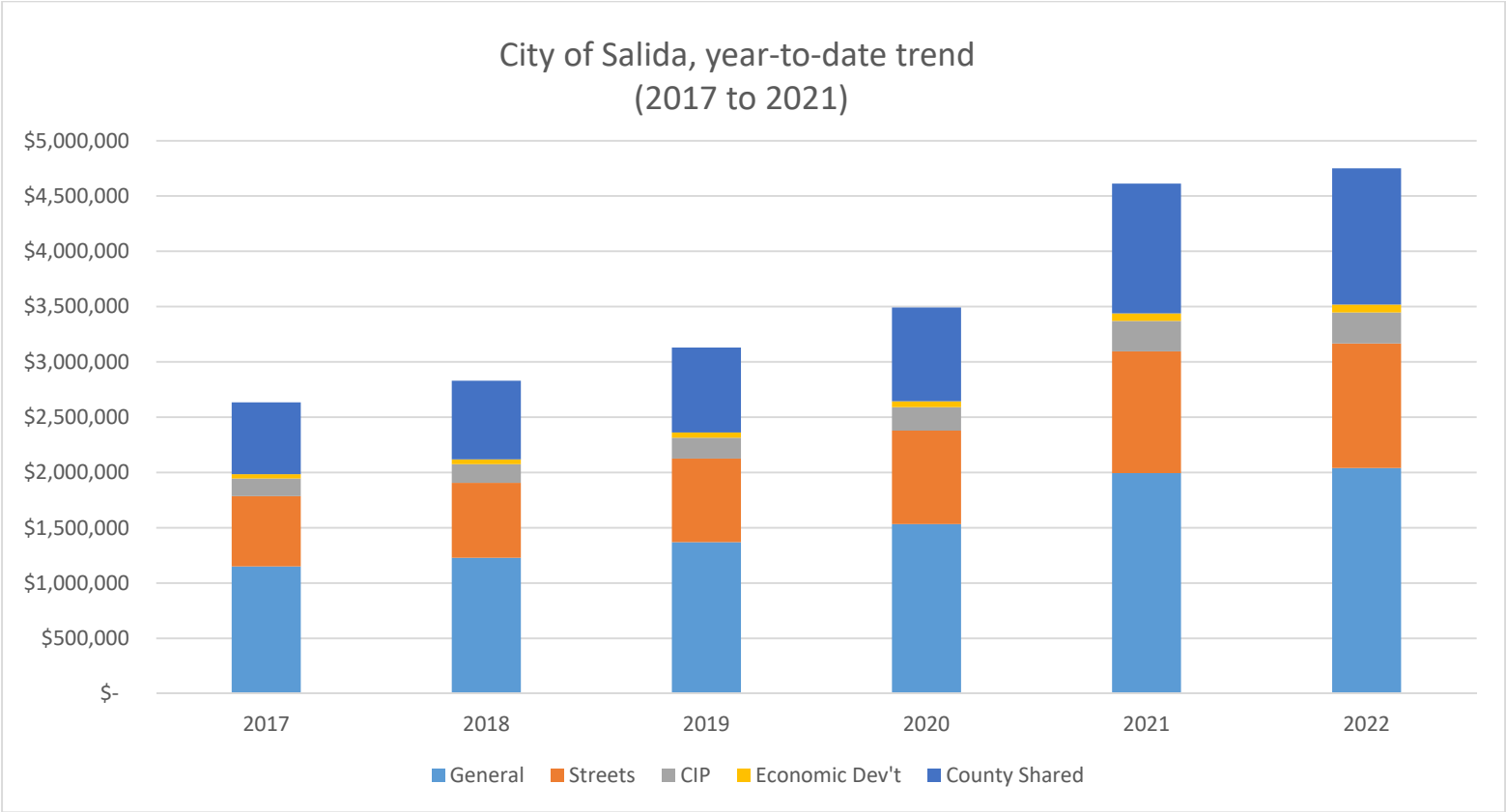
CITY OF SALIDA, COLORADO
CITY SALES TAX AND COUNTY SALES TAX SHARED WITH CITY
MAY 2022



CITY OF SALIDA, COLORADO
CITY SALES TAX AND COUNTY SALES TAX SHARED WITH CITY
MAY 2022



CITY OF SALIDA, COLORADO
CITY SALES TAX AND COUNTY SALES TAX SHARED WITH CITY
MAY 2022



CITY OF SALIDA, COLORADO
CITY SALES TAX AND COUNTY SALES TAX SHARED WITH CITY
MAY 2022

