

CITY OF SALIDA, COLORADO
CITY SALES, COUNTY SALES, AND RETAIL MARIJUANA TAX REPORT
DECEMBER 2021



The City of Salida Sales Tax, Chaffee County Sales Tax, and Retail Marijuana Tax Report examines tax collections for the month of December 2021, which were remitted to the City of Salida in February 2022.

Summary Results for City Sales, Chaffee County Sales, and Retail Marijuana Taxes

December City sales tax collections increased by \$52,447 (7.4%) as compared to December 2020. The City's portion of Chaffee County sales tax collections was up \$22,254, a 9.2% increase over December 2020. The State allocation of the 15% Marijuana Tax was down by \$1,889 (-16.6%). In total, sales tax receipts are 7.6% higher for December and 20.1% higher for the year and are exceeding the amended budget projections by \$2,621,282 or 26.5% for the year.

Current Month							
	December 2021	December 2020	2021 - 2020 \$ Change	2021 - 2020 % Change	December 2021 Budget	2021 Budget \$ Variance	2021 Budget % Variance
3% Sales Tax	\$ 762,897	\$ 710,450	\$ 52,447	7.4%	\$ 665,916	\$ 96,980	14.6%
Shared County Tax	\$ 264,180	\$ 241,926	\$ 22,254	9.2%	\$ 178,275	\$ 85,905	48.2%
Marijuana	\$ 9,462	\$ 11,351	\$ (1,889)	-16.6%	\$ 7,057	\$ 2,405	34.1%
Total	\$ 1,036,538	\$ 963,727	\$ 72,812	7.6%	\$ 851,248	\$ 185,290	21.8%
Year to Date							
	YTD 2021	YTD 2020	2021 - 2020 \$ Change	2021 - 2020 % Change	YTD 2021 Budget	2021 Budget \$ Variance	2021 Budget % Variance
3% Sales Tax	\$ 9,194,389	\$ 7,723,299	\$ 1,471,090	19.0%	\$ 7,411,900	\$ 1,782,489	24.0%
Shared County Tax	\$ 3,207,757	\$ 2,580,358	\$ 627,399	24.3%	\$ 2,400,000	\$ 807,757	33.7%
Marijuana	\$ 126,036	\$ 124,660	\$ 1,377	1.1%	\$ 95,000	\$ 31,036	32.7%
Total	\$ 12,528,182	\$ 10,428,317	\$ 2,099,866	20.1%	\$ 9,906,900	\$ 2,621,282	26.5%

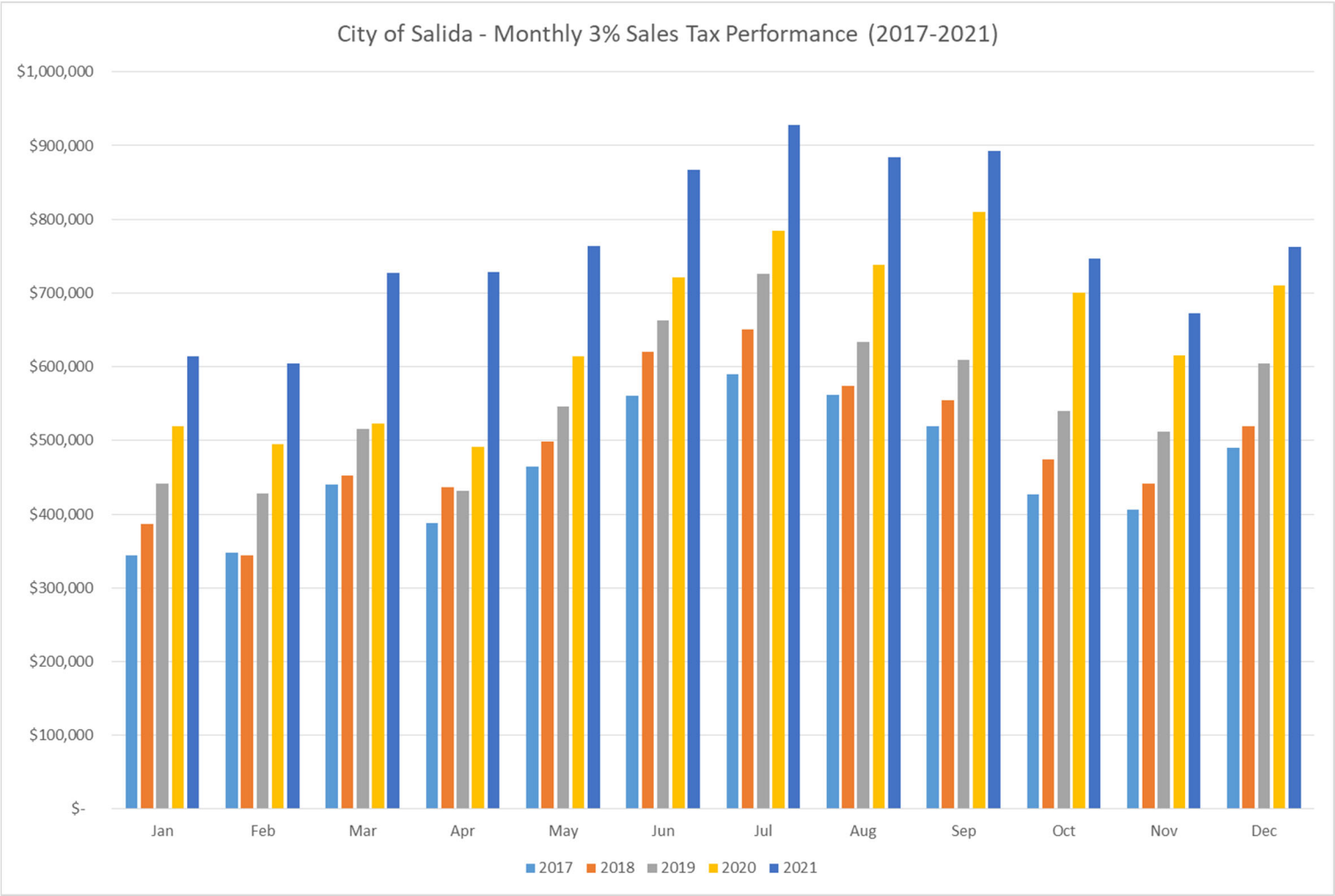
CITY OF SALIDA, COLORADO
CITY SALES, COUNTY SALES, AND RETAIL MARIJUANA TAX REPORT
DECEMBER 2021



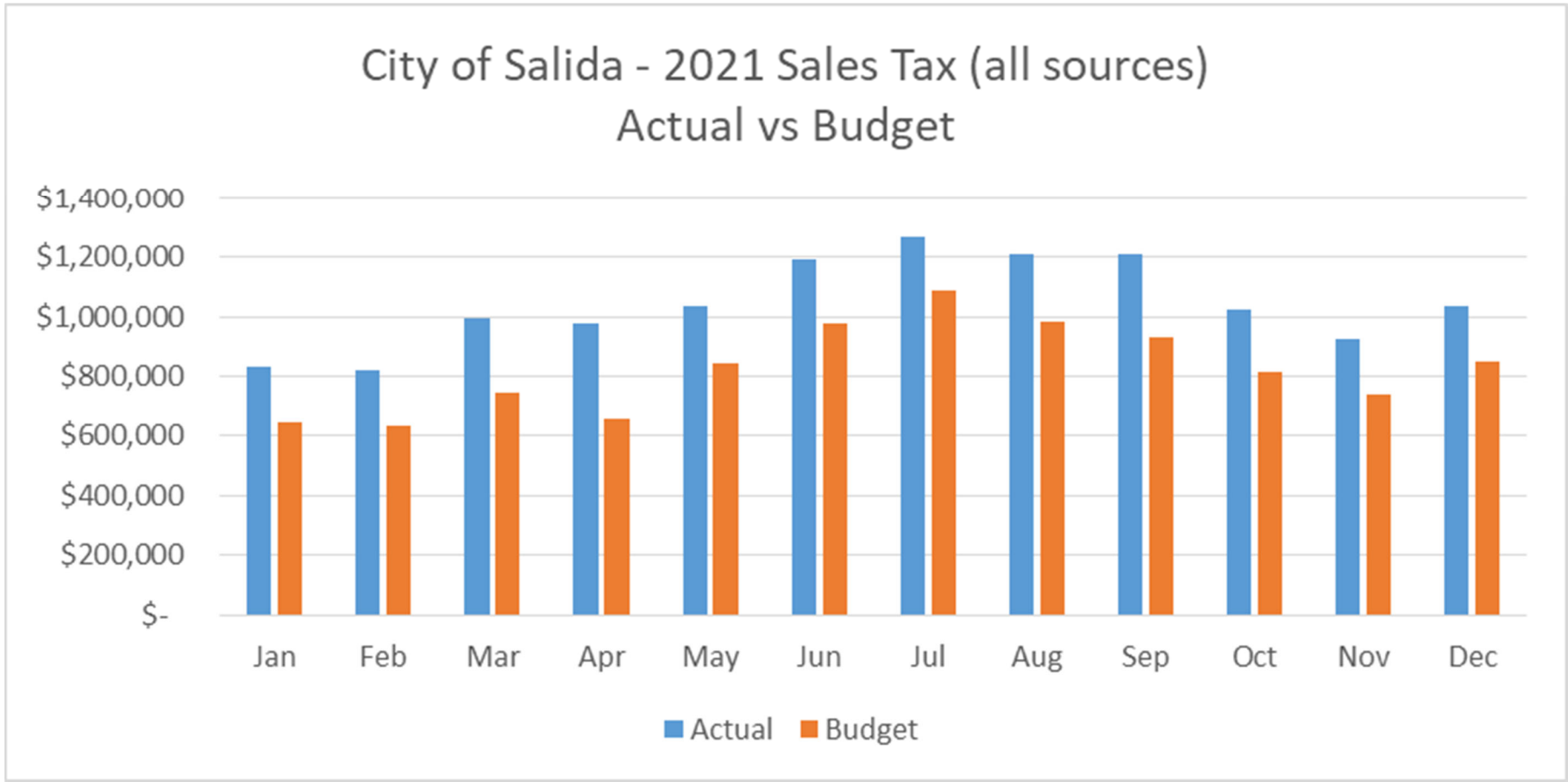
Below is the tracking by NAICS industry sector report for the 3% City sales tax collections.

3% City Sales Tax by Industry Sector									
Current Month					Year to Date				
NAICS Sector	December 2021	December 2020	2021-2020 \$ Change	2021-2020 % Change	YTD 2021	YTD 2020	2021-2020 \$ Change	2021-2020 % Change	
Retail Trade	\$534,224	\$524,875	\$ 9,350	1.8%	\$6,231,857	\$5,517,768	\$ 714,089	12.9%	
Accommodation and Food Services	\$109,986	\$ 88,436	\$ 21,550	24.4%	\$1,670,368	\$1,206,824	\$ 463,544	38.4%	
Manufacturing	\$ 21,856	\$ 22,667	\$ (811)	-3.6%	\$ 266,514	\$ 228,877	\$ 37,637	16.4%	
Wholesale Trade	\$ 22,449	\$ 18,664	\$ 3,785	20.3%	\$ 272,264	\$ 188,030	\$ 84,234	44.8%	
Construction	\$ 11,392	\$ 6,559	\$ 4,833	73.7%	\$ 140,568	\$ 100,919	\$ 39,649	39.3%	
Information	\$ 9,754	\$ 6,080	\$ 3,674	60.4%	\$ 92,519	\$ 77,196	\$ 15,323	19.8%	
Real Estate, Rental & Leasing	\$ 8,562	\$ 4,146	\$ 4,416	106.5%	\$ 67,623	\$ 44,797	\$ 22,826	51.0%	
All Other	\$ 44,674	\$ 39,024	\$ 5,650	14.5%	\$ 452,676	\$ 358,889	\$ 93,787	26.1%	
Total	\$762,897	\$710,450	\$ 52,447	7.4%	\$9,194,389	\$7,723,299	\$1,471,090	19.0%	

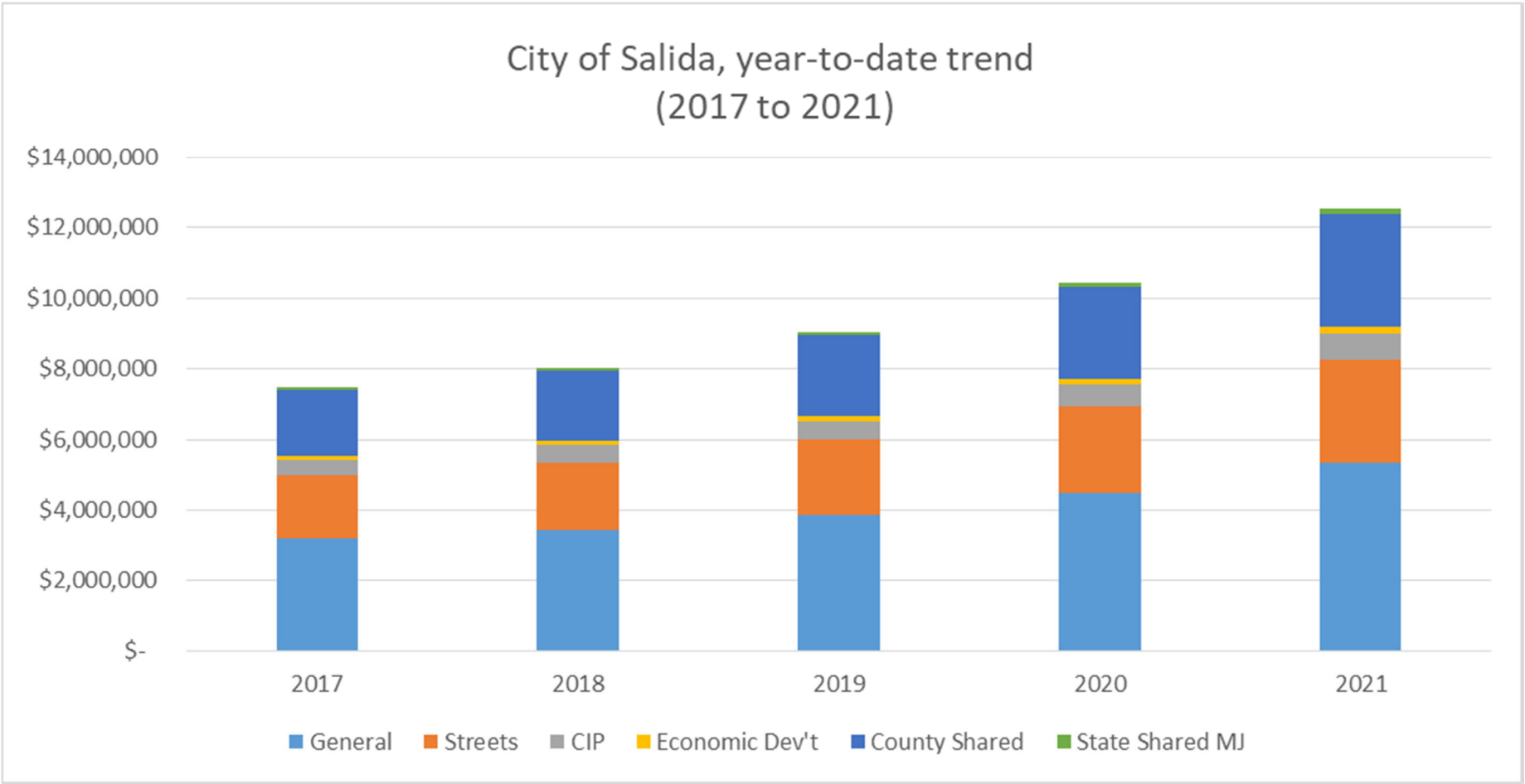
CITY OF SALIDA, COLORADO
CITY SALES, COUNTY SALES, AND RETAIL MARIJUANA TAX REPORT
DECEMBER 2021



CITY OF SALIDA, COLORADO
CITY SALES, COUNTY SALES, AND RETAIL MARIJUANA TAX REPORT
DECEMBER 2021



CITY OF SALIDA, COLORADO
CITY SALES, COUNTY SALES, AND RETAIL MARIJUANA TAX REPORT
DECEMBER 2021



CITY OF SALIDA, COLORADO
CITY SALES, COUNTY SALES, AND RETAIL MARIJUANA TAX REPORT
DECEMBER 2021

